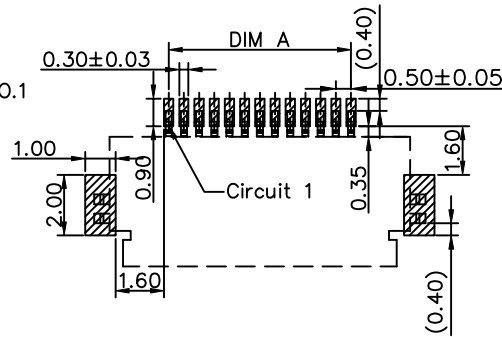


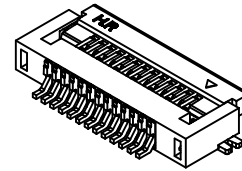
RECOMMENDED FFC/FPC DIMENSION  
FPC THICKNESS=0.30±0.03



SUGGESTED PCB LAYOUT  
(COMPONENT SIDE)

**SPECIFICATIONS**

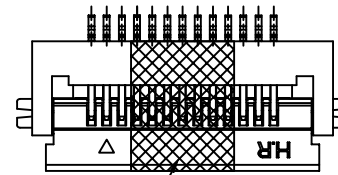
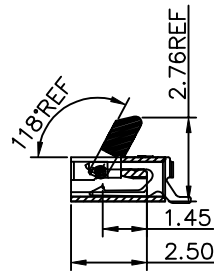
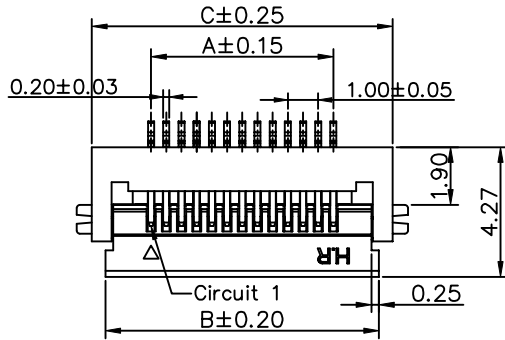
Current Rating: 0.5A AC,DC  
Voltage Rating: 50V AC,DC  
Temperature Range: -25°C ~ +85°C  
Contact Resistance: 30mΩ Max.  
Insulation Resistance: 500MΩ Min.  
Withstanding Voltage: 500V AC/minute  
Pin Material: Phosphor Bronze/Gold-flash  
Solder Tabs: Brass/Gold-flash  
House: LCP,UL94V-0  
Cover: LCP,UL94V-0,Black



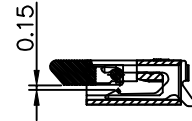
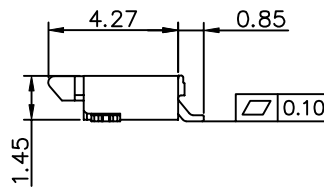
**P/N LEGEND**

F0517	WR-S	XP	N	L	N	XX	T	00	L
①	②	③	④	⑤	⑥	⑦	⑧	⑨	⑩

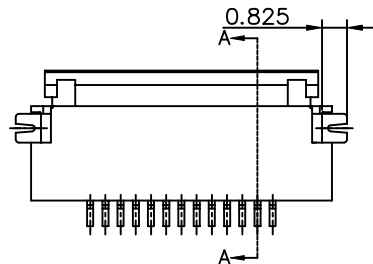
① Series No.  
② Connector type: WR=Right angle  
③ Mounting type: S=SMT  
④ No. of circuits  
⑤ N=Halogen Free  
⑥ Material: L=LCP  
⑦ Color:N=Natural(Beige)  
⑧ Plating code for contacts: T1=Matte Tin-plated  
G1= Gold-Flash  
⑨ Plating code for solder tabs:  
T=Matte Tin-plated  
⑩ Option code: 00=Standard  
⑪ Packing code: L=Tape & Reel(With Mylar)



KAPTON TAPE  
(FOR PICK AND PLACE SYSTEMS)



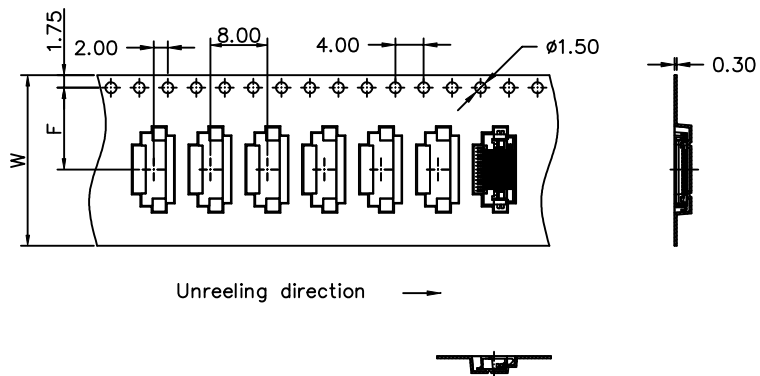
SECTION: A-A



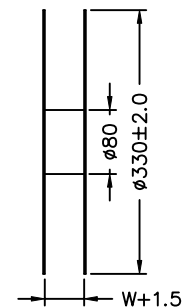
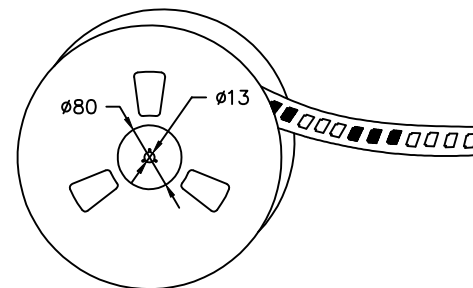
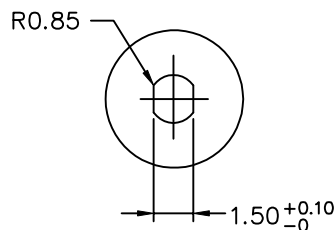
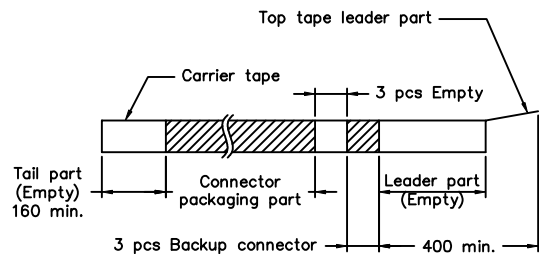
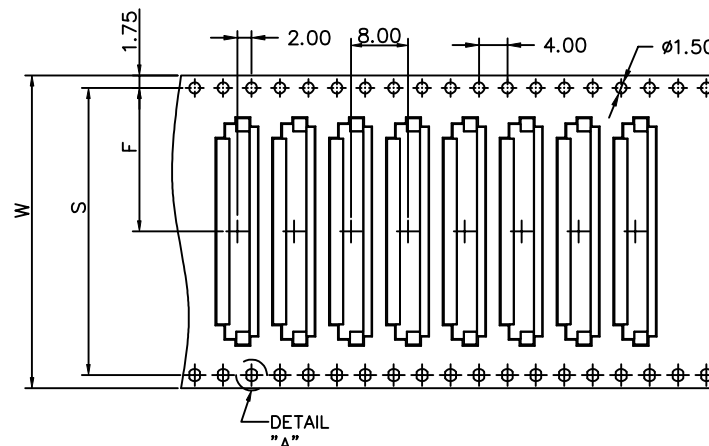
Circuit No.	Dimensions		
	A	B	C
57P	28.00	31.00	31.90
56P	27.50	30.50	31.40
53P	26.00	29.00	29.90
51P	25.00	28.00	28.90
50P	24.50	27.50	28.40
49P	24.00	27.00	27.90
48P	23.50	26.50	27.40
30P	14.50	17.50	18.40
27P	13.00	16.00	16.90
17P	8.00	11.00	11.90
16P	7.50	10.50	11.40
13P	6.00	9.00	9.90
12P	5.50	8.50	9.40
9P	4.00	7.00	7.90
8P	3.50	6.50	7.40
6P	2.50	5.50	6.40
4P	1.50	4.50	5.40

				燦達電子工業股份有限公司 JOINT TECH ELECTRONIC IND. CO., LTD.		
				UNIT	SCALE	SHEET
				mm	1 : 1	1 of 2
A5	EN1611160004	2016. 11. 23	徐富永	DRAWN BY	APPROVED BY	TITLE:  0.50mm PITCH FFC/FPC CONNECTOR, 90° SMT TYPE,
A4	EN1503060001	2015. 03. 12	王亮			
A3	EN1409260001&EN1410070001	2014. 10. 08	李志深	劉包根	謝瑞清	
A2	ADD 06P	2013. 8. 01	劉包根	2013. 4. 07	2013. 4. 07	
A1	EN1307030225	2013. 7. 02	劉包根	GENERAL TOLERANCE		
A0	NEW RELEASE	2013. 5. 07	劉包根	X. X±0. 25	ANGLE±	
REV.	DESCRIPTION	DATE	NAME	X. XX±0. 15	X. XXX±0. 05	DRAW NO. : F0517WR-S-XPNNXXXXXXXXX
						REV. A5

004-020 contacts



021-057 contacts



NOTE:  
Material: BLAK  
Anti-static Polystyrene.

Number of Contacts	W±0.3	F±0.1	S±0.1	Q'ty/Reel
04P	16	7.50	/	3,600
06P				3,600
08P				3,600
09P				3,600
12P	24	11.50	/	3,600
13P				3,600
16P				3,600
17P				3,600
26P	32	14.20	28.40	3,600
27P				3,600
30P				3,600
48P				3,600
49P	44	20.20	40.40	3,600
50P				3,600
51P				3,600
53P				3,600
56P	56	26.2	52.40	3,600
57P				3,600

				燦達電子工業股份有限公司 JOINT TECH ELECTRONIC IND. CO., LTD.			
				UNIT	SCALE	SHEET	TITLE:
				mm	1 : 1	2 of 2	0.50mm PITCH FFC/FPC CONNECTOR, 90° SMT TYPE
A5	EN1611160004	2016. 11. 23	徐富永	DRAWN BY	APPROVED BY		
A4	EN1503060001	2015. 03. 12	王亮	劉包根	謝瑞清		
A3	EN1409260001&EN1410070001	2014. 10. 08	李志深	2013. 4. 7	2013. 4. 7		
A2	ADD 06P	2013. 8. 01	劉包根	GENERAL TOLERANCE			
A1	EN1307030225	2013. 5. 07	劉包根	X. X±0. 25	ANGLE±		
A0	NEW RELEASE	2013. 5. 07	劉包根	X. XX±0. 15			
REV.	DESCRIPTION	DATE	NAME	X. XXX±0. 05			
				DRAW NO. : F0517WR-S-XPNXXXXXXXXX			REV. A5