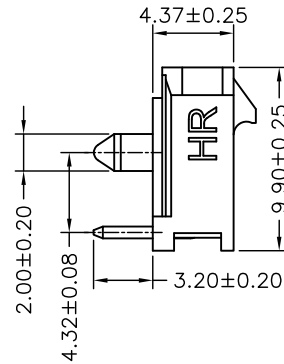


P.C.B. LAYOUT



P/N LEGEND

C3030	WR	F	XP	N	L	B	T1	N	O1	R
①	②	③	④	⑤	⑥	⑦	⑧	⑨	⑩	⑪

① Series No.  
 ② Connector type: WR=Right angle  
 ③ F=With boss or peg  
 ④ No. of circuits  
 ⑤ N=Halogen Free  
 ⑥ Material: L=LCP,UL94V-0  
 ⑦ Color: B=Black  
 ⑧ Plating code: T1=Matte Tin-plated  
 ⑨ Plating code: N=Non-plating  
 ⑩ Option code: O1=Standard  
 ⑪ Packing code:  
 R=Tape & Reel(Without Cap or Mylar)

SPECIFICATIONS

Current Rating: 5A AC,DC  
 Voltage Rating: 250V AC,DC  
 Temperature Range: -25°C ~ +85°C  
 Contact Resistance: 10mΩ Max  
 Insulation Resistance: 1000MΩ Min  
 Withstanding Voltage: 1500V AC/minute  
 Pin Material: Brass

Ordering Information & Dimensions

PART NO.	Dimensions	
	A	B
02P	3.00	9.65
03P	6.00	12.65
04P	9.00	15.65
05P	12.00	18.65
06P	15.00	21.65
07P	18.00	24.65
08P	21.00	27.65
09P	24.00	30.65
10P	27.00	33.65
11P	30.00	36.65
12P	33.00	39.65

燦達電子工業股份有限公司 JOINT TECH ELECTRONIC IND. CO., LTD.				UNIT	SCALE	SHEET	TITLE:
				mm	1 : 1	1 of 3	
DRAWN BY		APPROVED BY		3.0mm PITCH 90° WAFER MICRO-FIT			
唐騰鳳		陳彥兆					
2014.02.26		2014.02.26					
GENERAL TOLERANCE				DRAW NO. :			
X. X±0.25		ANGLE±		C3030WR-F-XPXXXXXX01X			
X. XX±0.15		▽					
X. XXX±0.05		⊕		REV. A0			
A0	NEW RELEASE	2014.02.26	唐騰鳳				
REV.	DESCRIPTION	DATE	NAME				

1

2

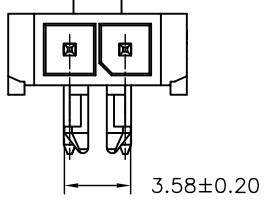
3

4

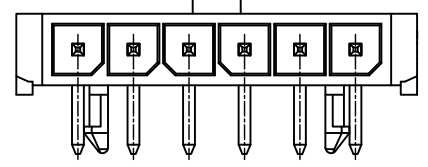


各PIN數孔位圖

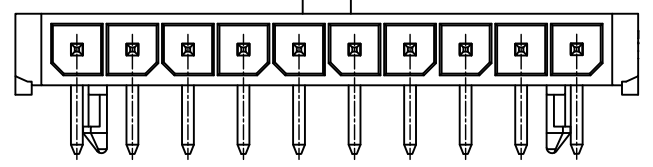
02P



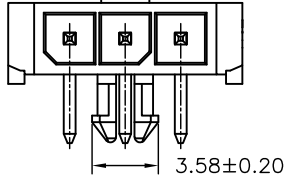
06P



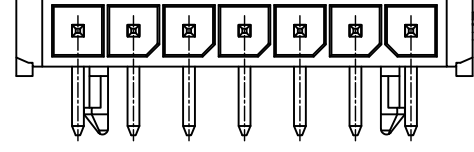
10P



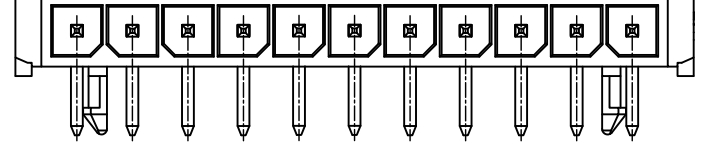
03P



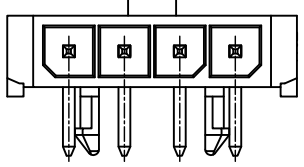
07P



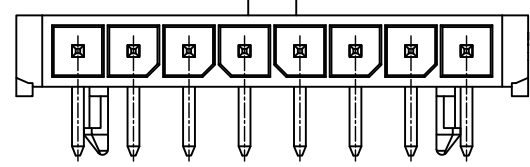
11P



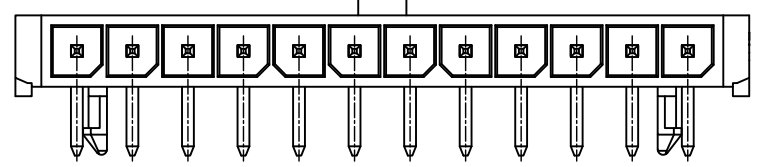
04P



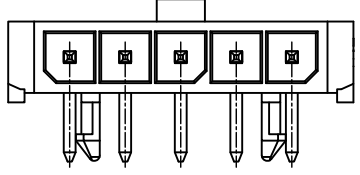
08P



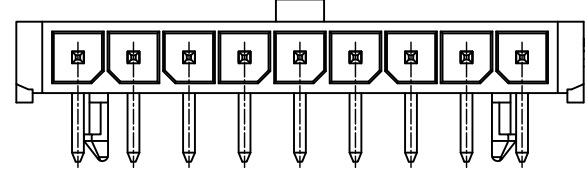
12P



05P



09P



A

A

B

B

C

C

D

D

1

2

3

4



燦達電子工業股份有限公司  
JOINT TECH ELECTRONIC IND. CO., LTD.

UNIT SCALE SHEET  
mm 1 : 1 2 of 3

DRAWN BY APPROVED BY  
唐騰鳳 陳彥兆  
2014.02.26 2014.02.26

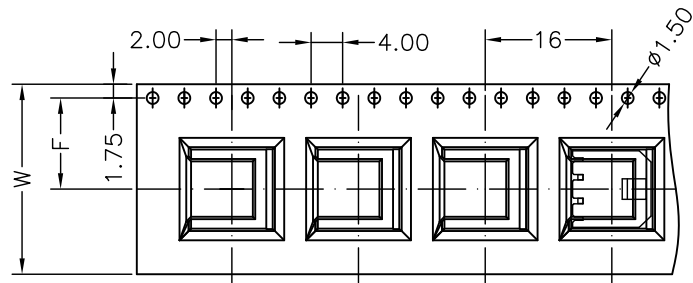
GENERAL TOLERANCE  
X. X±0.25 ANGLE±  
X. XX±0.15  
X. XXX±0.05

TITLE:  
  
3.0mm PITCH  
90° WAFER MICRO-FIT

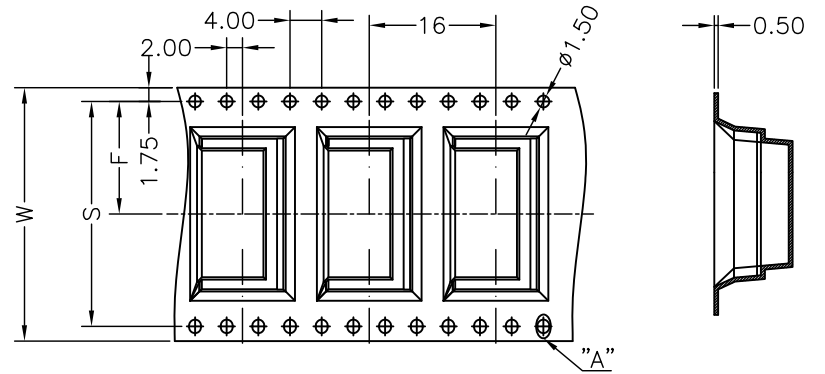
A0	NEW RELEASE	2014.02.26	唐騰鳳	DRAW NO. : C3030WR-F-XPXXXXX01X	REV. A0
REV.	DESCRIPTION	DATE	NAME		



02P~03P Contacts

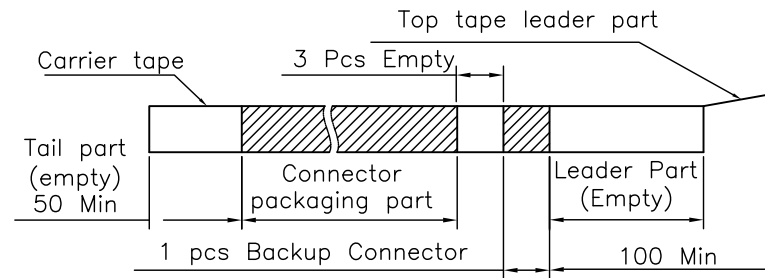
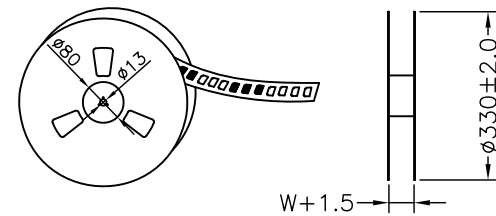
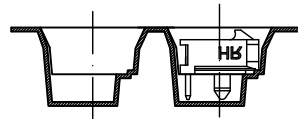
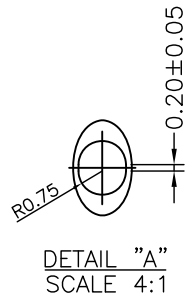


04P~12P Contacts



Unreeling direction →

Unreeling direction →



NOTE:  
Material: Transparent  
Anti-static Polystyrene.

Number of Contacts	W±0.3	F±0.1	S±0.1	Q'ty/Reel
02P	24.00	11.50	28.4	400
03P				400
04P	32.00	14.20	40.4	400
05P				400
06P				400
07P				400
08P				400
09P				400
10P	44.00	20.20	52.4	400
11P				400
12P				400

				燦達電子工業股份有限公司 JOINT TECH ELECTRONIC IND. CO., LTD.	
UNIT		SCALE	SHEET		
mm		1 : 1	3 of 3		
DRAWN BY		APPROVED BY		TITLE:	
唐騰鳳		陳彥兆			
2014.02.26		2014.02.26		3.0mm PITCH 90° WAFER MICRO-FIT	
GENERAL TOLERANCE					
X. X±0.25		ANGLE±		DRAW NO. : C3030WR-F-XPXXXXXX01X	
X. XX±0.15		REV. A0			
X. XXX±0.05					