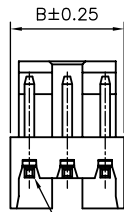
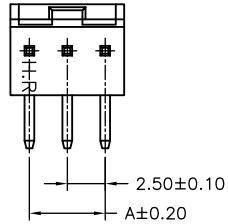


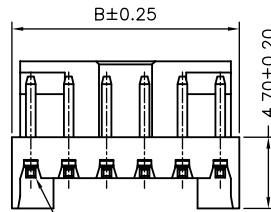
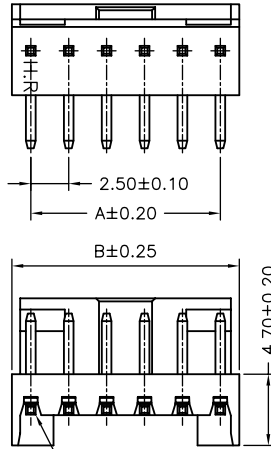


02P,03P

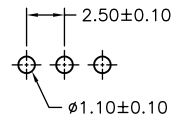


PIN 0.640 SQ,
Circuit 1

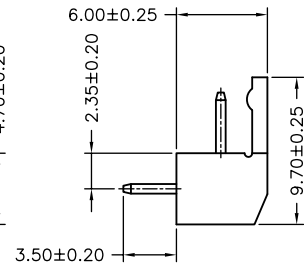
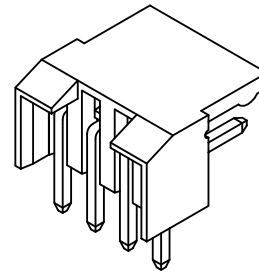
04P~06P



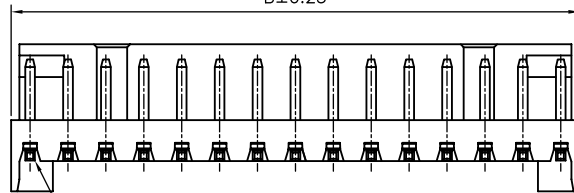
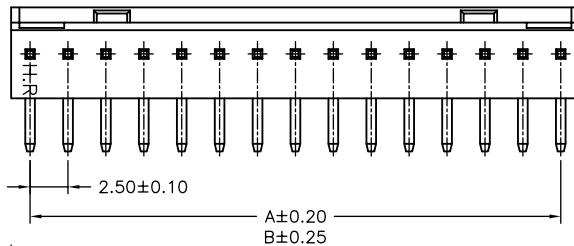
PIN 0.640 SQ,
Circuit 1



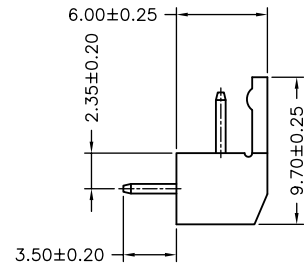
P.C.B LAYOUT



07P~15P



PIN 0.640 SQ,
Circuit 1



SPECIFICATIONS

Current Rating: 3A AC,DC
 Voltage Rating: 500V AC,DC
 Temperature Range: -25°C ~ +85°C
 Contact Resistance: 20mΩ Max
 Insulation Resistance: 100MΩ Min
 Withstanding Voltage: 1500V AC/minute
 Pin Material: Brass/Tin-plated
 Material: Nylon 66,UL94V-0
 Color: White

Ordering Information & Dimensions

PART NO.	Dimensions	
	A	B
A2500WR-02PNWH	2.50	5.00
A2500WR-03PNWH	5.00	7.50
A2500WR-04PNWH	7.50	10.00
A2500WR-05PNWH	10.00	12.50
A2500WR-06PNWH	12.50	15.00
A2500WR-07PNWH	15.00	17.50
A2500WR-08PNWH	17.50	20.00
A2500WR-09PNWH	20.00	22.50
A2500WR-10PNWH	22.50	25.00
A2500WR-11PNWH	25.00	27.50
A2500WR-12PNWH	27.50	30.00
A2500WR-13PNWH	30.00	32.50
A2500WR-14PNWH	32.50	35.00
A2500WR-15PNWH	35.00	37.50

			JOINT TECH ELECTRONIC IND. CO., LTD. JOY DAY INDUSTRIAL CO., LTD.	
UNIT		SCALE	SHEET	
mm			1 of 1	
DRAWN BY		APPROVED BY		
歐陽小強		謝瑞清		
2008.09.15		2008.09.15		
GENERAL TOLERANCE				
A0		X. X±0.25		ANGLE±
REV.		X. XX±0.15		
DESCRIPTION		X. XXX±0.05		
DATE			DRAW NO. : A2500WR-XPNWH	
			REV. AO	

TITLE:
 2.50mm PITCH
 90° WAFER,
 COLOR: WHITE